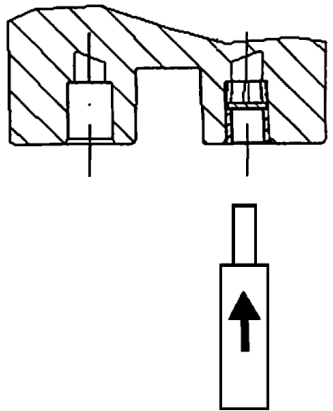
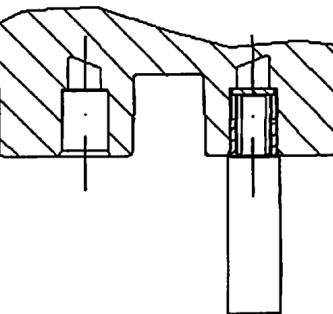
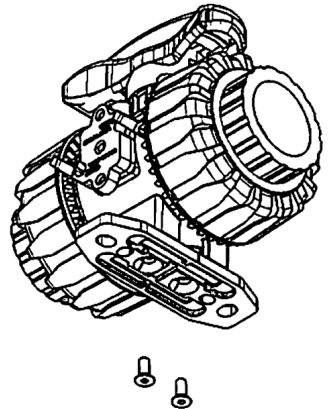
	<p>Fully insert the two Brass bushings into the holes on the bottom of the valve.</p>
	<p>By using a hammer and punch, drive the base of the insert to expand it outward, into the hole.</p>
	<p>Ensure the insert has fully expanded within the hole.</p>
	<p>Fix the mounting plate to the underside of the valve with the two countersunk head screws.</p>